

# Blend Phonics Picture-Sound Cards

Copyright © 2019 by Donald L. Potter

[www.donpotter.net](http://www.donpotter.net)

## Note from Internet Publisher: Donald L. Potter



August 24, 2019

These picture-sound cards are designed to be used with the *Blend Phonics Lessons and Stories*. They use words common in the vocabulary of young children. The cards follow the order of the *Blend Phonics English Sound-to-Symbol Chart*.




Permission is granted by the author for non-profit educational usage. They can be printed and used by anybody, but they are not to be sold for profit.

While they are designed to be used with the *Blend Phonics* program, they are of universal application and can be used with virtually any phonics program.

For more information on teaching reading with phonics, visit Mr. Potter's websites: [www.donpotter.net](http://www.donpotter.net) and [www.blendphonics.org](http://www.blendphonics.org).

Consonant Chart									
 p	 wh	 f ph	 th	 t -ed	 s c ss	 sh -di- -ci- -si-	 ch tch	 k c ck	 h
 b	 w	 v	 th	 d -ed	 z s	 -si- -ap- /zh/	 j g -ge	 g	
 m				 n kn				 ng nk	
	 qu = kw			 l ll	 r wr	 y		 X = /ks	

5 Short Vowels					Vowel Chart					5 Long Vowels				
 -a-	 -e- ea	 -i- y	 -o-	 -u-	 a-e ay ai ea	 e-e ee ee ea ie -y	 i-e -y igh	 o-e oa ow oo oc	 u-e ou ow uc					
 ar	 or	 ur er ir (w) ur												
 aw	 ow	 oy	 oo	 oo u										
 au (s) ll	 ou	 oi												

1




p-

2



b-

3



m-

4




wh-

5



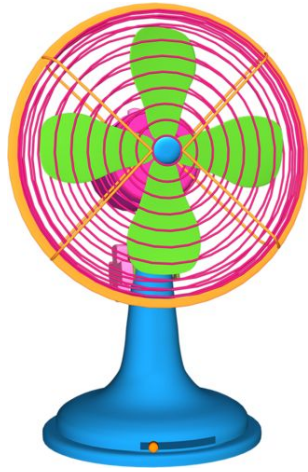
w-

6



qu-

7



f-

ph

8



v-

9

3

th-



10

this

th-

11



t-

12



d-

13



n-  
kn

14



l-

15



s-  
c ss

16



Z-

s

17



r-

wr

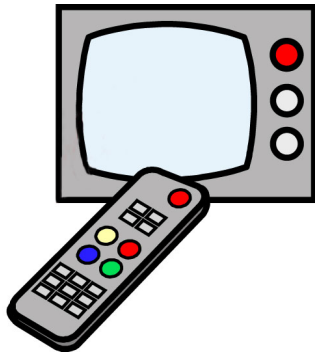
18



sh-

-si- -ti-

19



-sì-

-sù-

/zh/

20




y-

21




ch-

22



j-  
gg

23



k-  
c -ck

24




gg-

25



-ng  
n(k)

26



-x

27



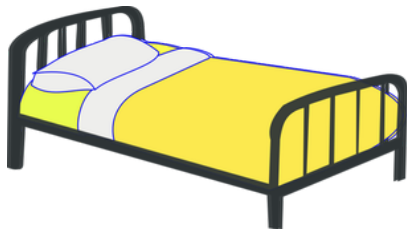
h-

28



-a-


29



-e-

ea

30



-i-

31



-o-

32



-u-


33



a-e  
ay ai ea<sup>3</sup>



34



ee  
-e ea<sup>1</sup> --y

35




i-e  
-y igh

36



o-e  
oa ow -o

37



u-e  
ew

38



ar

39



or

40




ur er ir  
(-or)

41



aw  
au  
a(l)

42



ow  
ou

43




oy  
oi

44



oo

45



oo  
u