

ALPHABETICAL ORDER
CURSIVE METHOD

A Project of the

TEAM CURSIVE

EDUCATION RESEARCH AND DEVELOPMENT LABORATORY

at the

Odessa Christian School, Odessa, TX

COPYRIGHT © 2012 BY TEAM CURSIVE

PERMISSION IS GRANTED
FOR NON-COMMERCIAL EDUCATIONAL USE

Sponsored by www.donpotter.net

ALPHABETICAL ORDER

CURSIVE METHOD

BY DONALD L. POTTER AND TEAM CURSIVE

JANUARY 30, 2011

Directed Cursive Instruction in Alphabetical Order

- 1. a b c d:** **a:** aa, aaa, A, Aa
b: ba, ab, bab, aba, bb, babb, Abe, B, Bab.
c: cab, abaca, C, Cab.
d: dab, bad, dad, cad, add, D, Dad
- 2. e f g:** **e:** bed, dead, deed, bead, Abe, ace, bee, babe, E, Ed.
f: fad, fed, feed, deaf, fade, fee, F, Feb.
g: gab, gad, gag, fag, badge, edge, cage, beg, age, aged,
beg bag, G, Gabe
- 3. h i j k:** **h:** had, head, hag, head, chaff, chef, heed, headed,
heeded, H, Hebb.
i: biff, big, bid, hid, hide, bide, fig, gig, dig, bib, chief,
did, gig, ice, hick, aid, bade, high, I, Ida.
j: jag, jig, jab, jib, jade, jibe, jiff, J, Jade.
k: kid, jack, back, hack, beck, kick, deck, Dick, beck,
keg, hick, K, Kidd.

4. **l m n o p:** **l:** lab, lad, led, lag, leg, glad, life, flick, black, bled, lead, lid, dig, gall, calf, kill, lade, dial, laid, leak, lick, lack, leaf, feel, keel, call, fall, ball, glee, leaf, lack, lack, L, Lad.
- m:** mad, bam, dam, ham, him, hem, cam, came, jam, mike, gem, game, mill, milk, fame, lame, blame, meal, lamb, dame, mail, jam, male, mall, Kim, make, meek, mime, lime, climb, Jim, M, Maggie.
- n:** can, ban, nab, nag, neck, man, men, knack, knee, gang, dangle, kin, gin, name, angle, land, hand, kin, nail, knife, knell, jingle, Jean, K, Kim.
- o:** on, of, bog, fog, dog, cog, log, flog, off, of, nod, odd, job, cob, bob, mob, home, comb, bomb, old, fold, mold, God, mom, mock, clock, gold, cold, code mole, roll, role, coal, long, foil, boil, hoe, hone, dome, come, go, gone, cone, nock, lock, look, cool, doggie, golf, gone, knock, knob, John, O, Ogden.
- p:** gap, pail, paid, pill, cap, cop, jip, lap, lip, clip, hip, dip, map, mop, flap, flip, fop, nap, pin, pen, pan, nip, pack, plan, palm, map, lope, hope, pencil, pop, hop, pin, pond, pick, pole, pledge, apple, dapple, paddle, chapel, P, Pam.

5. q r s:

q: q (See u for words.)

r: or, rag, rig, rap, rip, ran,
rain, bar, far, mar, mark, dark, brag, car, ear, fear,
rear, jar, ram, rim, drag, rib, rack, raid, rail, read,
robin, rock, radio, ride, rope, grope, grace, brace,
race, brim, brick, brig, brand, grand, grin, grad, roar,
rebel, radical, ridge, frog, free, large, roll, ginger,
R, Robin.

s: so, as, is, gas, ask, sand, sip, slap, horse, lash, slosh,
sop, sap, has, sip, sis, sin, lass, has, hiss, lass, hose,
ship, shop, rash, sharp, pass, scam, scan, scar, sage,
see, seeds, sea, school, scold, scamp, some, risk,
science, scone, shone, shock, scoop, scroll, scream,
soldier, screech, scribble, sack, scorn, snack, slack,
scram, sock, screen, scene, sand, shake, shell, shoes,
farms, charms, bash, hash, harm, rash, sap, loss,
moss, miss, mass, simple, sample, S, Sammie

6. t u v:

t: to, at, too, tab, tap, tip, top, ton, tan, bitter, hotter,
tag, pot, pat, pit, lit, train, trash, the, those, thank,
get, tank, at, mat, sat, hat, ten, tend, tell, lot, hot, list,
rate, late, fate, tramp, faith, taste, haste, paste, tick,
till, tall, tail, right, bright, flat, tin, them, tar, last, list,
got, gloat, gnat, jet, roast, mart, sat, seat, T, Tom.

u: up, bun, fun, gun, bus, sub, caught, fought, usher,
sun, mutt, nut, put, use, uncle, shut, under, hut,
junk, luck, lump, pup, under, user, uncle, urge,
group, journey, gulf, glue, glut, rub, run, summer,
U, Uriah.

qu: quick, quack, quad, qualm, quarrel, quit, quantity,
quarter, quail, quill, quilt, squirrel, squeal, question,
quench, quick, qualm, Q, Queen.

v: vim, have, laver, valve, oval, van, vat, vast, over,
hover, savage, savior, vigor, love, victory, value,
vote, vase, valve, leave, vogue, valet, grave,
stave, stove, grove, veal, violet, verge, vest,
lavender, gave, V, Vance

7. w x y z:

w: what, when, who, where, while, wheel, whale, whack, well, west, want, went, wave, know, knew, work, word, worm, worth, walk, watt, weasel, weave, web, webbing, wedding, wedge, wedlock, weed, wait, weird, brawl, pawn, W, Wilmington.

wr: wrong, wreck, wrestle, wrench, witch, wring, wreath, wretch, wrinkle, wrist, W, Wrangler, Wright.

x: fax, tax, fox, box, lax, sax, six, max, mix, nix, fix, crux, axel, axis, flex, hoax, mix, ox, oxen, taxi, exam, exile, expel, extra, pixie, relax, reflex, coax, exit, mixture, remix, exciting, relax, xmitter, X, Xavier.

y: yo-yo, yet, yes, you, yellow, way, say, tray, may, baby, they, lay, stay, year, yearn, yeast, young, youth, yawn, yell, lay, day, clay, hay, bay, today, Monday, Tuesday, Wednesday, Thursday, Friday, Saturday, Sunday, yesterday, why, cry, worthy, stray, by, my, dry, fly, guy, busy, history, only, city, secretary, any, many, bunny, nanny, mystery, system, cyclone, type, lady, yarn, yacht, yield, yip, yippee, yikes, yet, yew, year, you, yoga, yodel, yogurt, yuck, yucca, every, Y, Yvonne, Yellowstone, Yakima, Yahweh, Yorktown, Yosemite, Yukon, Yugoslavia

z: zag, zap, Zaire, zeal, zealot, zebra, zoo, zero, zip, zipper, ziti, zone, zonked, adz, jazz, waltz, lizard, wizard, lazy, crazy, prize, haze, maze, zip, zero, zipper, zone, ozone, Z, Zechariah. Zaire, Zen, Zeus, Zip Code, Zoe, Zulu, Zurich.

Cursive Analysis and Construction

Strokes: Letters listed by begin stroke.

1. Roll Top: a, d, o, g, q.
2. Round Top: m, n, v, y, z.
3. Sharp Top: c, i, j, p, r, t, u.
4. Loop Top: b, e, f, k, l.

Midline Joining Strokes (Tarzan Letters)

ba, be, bi, bo, bu, bl, br.
oa, oe, oi, ou, ow, oy, ob, oc, od, of, og, oh, oj, ok, ol, om, on, op, or, os, ot, ov, ox,
oz.
wa, we, wi, wo, wh, wr.
va, ve, vi, vo, vu.

Below-line Joining Strokes: (Submarine Letters)

ja, je, ji, jo, ju,
ga, ge, gi, go, gu, gl, ya,
yi, ye, yo, yu,
za, ze, zi, zo, zu.

For a discussion of the sensory, motor, and cognitive skills involve in teaching handwriting see the "Handwriting" page on my website: www.donpotter.net and the Peterson Handwriting Company, www.peterson.com

Note: For my *Blend Phonics Program* the phonics sequence determines the letter sequence: b, a, t, g, d, c, n, p, f, s, h, m, j, p, q, u, k, r, v, w, y, x, z, i, y, o, e.

Note from Internet Publisher: Donald L. Potter

January 19, 2012

The purpose of the *ABC Cursive Handwriting Program* is to establish an optimum means of teaching the lowercase cursive letters **in alphabetical order**. Uppercase will be introduced at the end of each letter lesson.

Most cursive handwriting programs organize the sequence by strokes. A few attempt to teach the lower case cursive with a phonic sequence. The *stroke (skill) sequence* and *phonics sequence* do not mesh very well.

Both *stroke driven instruction* and *phonics driven instruction* detract from the advantages of teaching the alphabet in ABC order. Knowing the alphabet in alphabetical order for both letter production and identification is a strong predictor of later reading success. So teaching the letters in alphabetical order is very valuable in and of itself.

The ABC Cursive Method is a method that couples stroke instruction and alphabetical sequence. I recommend teaching both manuscript and cursive at the same time so the students can make a connection between the two styles of writing from the very first. It is vital that students practice writing and identifying the letters until they can do so **automatically**. Practice writing all the *ABC Cursive* words in student wide-line spirals will provide all the practice necessary. This practice provides a solid foundation for spelling. Students who have automated the transcription process will be in an ideal position to begin creative writing since they will not have to lose attention laboring over transcription.

Ortin-Gillingham practitioner, Betty Sheffield, writes, "When fluency is high, the students will be able to write several words at a single glance. They will also be able to record their thoughts so effectively that they will be able to think and write at the same time, freeing up cognitive capacity for creative writing. Handwriting allows access to kinesthetic memory, our earliest, strongest, and most reliable memory channel. Serviceable handwriting needs to be at a spontaneous level so that a student is free to concentrate on spelling, and to focus on higher-level thought and written expressing." (Betty Sheffield, "Handwriting: A Neglected Cornerstone of Literacy, *Annals of Dyslexia*, 1996)

I actually began working on this method back in 2004 when teaching Morse Code for an Amateur Radio Communications after school class at the Gail Pond Alamo Elementary School in Odessa, TX. I am an Extra Class Amateur Radio Operator. My call is NG5W. I taught Amateur Radio for the Ector County ISD After-School-Academic-Enrichment-Program for seven years. I also hold a General Radio Telephone Commercial license.

Although originally designed to use for teaching cursive, the sequence can be used to teach manuscript.

Latest revision 6/14/12.

INTRODUCING TEAM CURSIVE

LEADING THE WAY FROM DARKNESS TO LIGHT IN EDUCATION

TEAM CAPTAIN: MR. DONALD L. POTTER

CHIEF COPY EDITOR: MISS WILLOW LAMB

TECHNICAL DIRECTOR: WILLIAM WOOD

DYSLEXIA CONSULTANT: BAYLOR BROWN

TEAM COORDINATOR: TAYLOR CHRISTIANSON

EXTERNAL NEUROPLASTICITY CONSULTANT: JEANETTE FARMER

EXTERNAL HANDWRITING CONSULTANT: MR. PENCIL (RANDY NELSON)

Purpose Statement: *Team Cursive* is a group of individuals dedicated to leading the way from darkness to light in education by developing, testing, publishing, and promoting cursive handwriting and cursive handwriting exercises to improve reading, spelling, and composition.

Daily Team Meetings: Each member of the team meets daily in Mr. Potter's *Education Research and Development Laboratory* at the Odessa Christian School in Odessa, Texas. External specialists will correspond via e-mail and SKYPE.

Current Project: *The ABC Method of Teaching Cursive Handwriting*. This method is designed for students coming to the Odessa Christian School without any previous instruction in cursive handwriting. It is highly effective for teaching beautiful, fluent, legible cursive handwriting to anyone of any age in the shortest possible time.

Primary Focus: The primary focus of *Team Cursive* is on systematic, long-term development of fine motor skills and an understanding of their importance in cognitive development.

Impact Study: The impact of directed cursive handwriting instruction on students with ADHD and Dyslexia is being carefully documented. Preliminary results suggest that many students gain enough executive function control to eliminate the need for medication.

Peterson Directed Handwriting: While the sequence and words lists can be used with any cursive handwriting method (or manuscript for that matter), *Team Cursive* recommends the *Peterson Directed Handwriting* method because of its emphasis on fluency. See the "Cursive Rhythm Leader" on the next page.

Prepared for the Team by Mr. Donald L. Potter 2/24/2012. Revised 6/14/2012





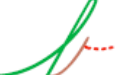



































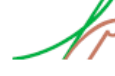











Cursive Rhythm Leader

<p><i>a</i> 1. roll top 2. sharp top</p>	<p><i>o</i> 1. roll top 2. rock</p>	<p><i>A</i> 1. curve down 2. sharp top 3. rock</p>	<p><i>O</i> 1. curve down 2. rock 3. swing (never join)</p>
<p><i>b</i> 1. loop top 2. sharp trace</p>	<p><i>p</i> 1. sharp tail 2. round top</p>	<p><i>B</i> 1. sharp top 2. trace around 3. loop around 4. rock</p>	<p><i>P</i> 1. sharp top 2. trace around</p>
<p><i>r</i> 1. rock-hook, slant</p>	<p><i>q</i> 1. roll top 2. sharp tail 3. rock</p>	<p><i>C</i> 1. down 2. loop around</p>	<p><i>Q</i> 1. loop curve 2. loop twist (never join)</p>
<p><i>d</i> 1. roll top 2. sharp top</p>	<p><i>s</i> 1. sharp-roof, slant</p>	<p><i>D</i> 1. twist down 2. loop twist 3. rock swing (never join)</p>	<p><i>R</i> 1. sharp top 2. trace around 3. loop slant 4. rock</p>
<p><i>e</i> 1. loop top</p>	<p><i>t</i> 1. sharp-slant, curve</p>	<p><i>E</i> 1. down 2. loop around 3. loop around</p>	<p><i>S</i> 1. rock up 2. loop twist 3. rock</p>
<p><i>f</i> 1. loop tail 2. rock</p>	<p><i>u</i> 1. sharp top 2. cross</p>	<p><i>F</i> 1. twist down 2. rock hook 3. loop twist (never join)</p>	<p><i>T</i> 1. twist down 2. rock 3. loop twist (never join)</p>
<p><i>g</i> 1. roll top 2. sharp tail</p>	<p><i>v</i> 1. sharp top 2. sharp top</p>	<p><i>G</i> 1. rock, loop rock 2. slant curve 3. rock</p>	<p><i>U</i> 1. loop slant 2. sharp top 3. rock</p>
<p><i>h</i> 1. loop top 2. round top</p>	<p><i>w</i> 1. round top 2. sharp trace</p>	<p><i>H</i> 1. loop slant 2. curve slant 3. trace swing</p>	<p><i>V</i> 1. loop slant 2. up twist (never join)</p>
<p><i>i</i> 1. sharp top 2. dot</p>	<p><i>x</i> 1. sharp top 2. sharp top 3. sharp trace</p>	<p><i>I</i> 1. roll up 2. curve down 3. rock</p>	<p><i>X</i> 1. loop curve 2. sharp top 3. roll (never join)</p>
<p><i>j</i> 1. sharp tail 2. dot</p>	<p><i>y</i> 1. round top 2. cross</p>	<p><i>J</i> 1. roll up 2. slant 3. roll</p>	<p><i>Y</i> 1. loop slant 2. rock 3. rock/cross</p>
<p><i>k</i> 1. loop top 2. round-hook, slant</p>	<p><i>z</i> 1. round top 2. sharp tail</p>	<p><i>K</i> 1. loop slant 2. twist down 3. loop slant 4. rock</p>	<p><i>Z</i> 1. loop slant 2. sharp tail 3. roll</p>
<p><i>l</i> 1. loop top</p>	<p><i>m</i> 1. round top 2. bounce tail</p>	<p><i>L</i> 1. rock 2. loop twist 3. loop twist (never join)</p>	<p><i>M</i> 1. loop curve 2. loop tail 3. roll</p>
<p><i>m</i> 1. round top 2. round top 3. round top</p>		<p><i>M</i> 1. loop slant 2. round top 3. round top 4. rock</p>	
<p><i>n</i> 1. round top 2. round top</p>		<p><i>N</i> 1. loop slant 2. round top 3. rock</p>	



Cursive Rhythm Leader

The essence of fluent movement is rhythm. Building internal models of the movement sequences involves integration of rhythm information into the motor patterns at both gross and fine levels. Chant the words, the count or the colors as you move.

	1. roll top 2. sharp top		1. roll top 2. rock		1. curve down 2. sharp top Finish or Join		1. curve down 2. rock 3. swing (never join)
	1. loop top 2. sharp trace		1. sharp tail 2. round top		1. sharp top 2. trace around 3. loop around 4. rock		1. sharp top 2. trace around
	1. rock-hook, slant		1. roll top 2. sharp tail 3. rock		1. down 2. loop around		1. loop curve 2. loop twist (never join)
	1. roll top 2. sharp top		1. sharp-roof, slant		1. twist down 2. loop twist 3. rock swing (never join)		1. sharp top 2. trace around 3. loop slant Finish or Join
	1. loop top		1. sharp-slant, curve		1. down 2. loop around 3. loop around Finish or Join		1. rock up 2. loop twist 3. rock
	1. loop tail 2. rock		1. sharp top 2. cross		1. twist down 2. rock hook 3. loop twist (never join)		1. twist down 2. rock 3. loop twist (never join)
	1. roll top 2. sharp tail		1. sharp top 2. sharp top		1. rock, loop rock 2. slant curve 3. rock		1. loop slant 2. sharp top Finish or Join
	1. loop top 2. round top		1. round top 2. sharp trace		1. loop slant 2. curve slant 3. trace swing		1. loop slant 2. up twist (never join)
	1. sharp top 2. dot		1. sharp top 2. sharp top 3. sharp trace		1. roll up 2. curve down 3. rock		1. loop curve 2. sharp top 3. roll (never join)
	1. sharp tail 2. dot		1. round top 2. cross		1. roll up 2. slant Finish or Join		1. loop slant 2. Finish or Join 3. rock/cross
	1. loop top 2. round-hook, slant		1. round top 2. sharp tail		1. loop slant 2. twist down 3. loop slant Finish or Join		1. loop slant 2. sharp tail Finish or Join
	1. loop top		1. round top 2. bounce tail		1. rock 2. loop twist 3. loop twist (never join)		1. loop curve 2. loop tail Finish or Join
	1. round top 2. round top 3. round top				1. loop slant 2. round top 3. round top Finish or Join		
	1. round top 2. round top				1. loop slant 2. round top Finish or Join		

Try It Today!
Animated Letter Cards
Available on the web
and on CD Rom.
www.peterson-handwriting.com



Copyright © 2004 Peterson Directed Handwriting, Greensburg, Pa. 15601